

HAGERSVILLE

MINOR HOCKEY ASSOCIATION



IP/Tyke Parent Guide

Contents

Welcome.....	3
Registration Requirements.....	3
Online Registration.....	3
Birth Certificate.....	3
Respect in Sport.....	4
Respect in Sport – Frequently Asked Questions.....	5
Linking Another Child to your Respect in Sport Account.....	6
Linking Another Child to your eHockey Canada Account.....	8
Volunteer Requirements	9
On Ice Assistants	9
Coaches	9
Trainer.....	11
Team Manager	12
Hockey Canada Registry (HCR) – Setting up your Hockey Canada eHockey Account.....	13
Frequently Asked Questions	14
Player Participation Checklist.....	15
Useful Links	16

Welcome

Welcome to the Hagersville Minor Hockey Association Tyke program. The program is a fun way for players to develop skills as well as a love for the game of hockey. Players will learn and develop their hockey skills with appropriate games and skill specific stations emphasizing FUN!

The tyke hockey program is designed to introduce beginners to the game's basic skills. As players progress through the program they are gradually exposed to the fundamentals of hockey progressing on to participation in games and tournaments!

This guide is intended to assist you by answering some of the questions and concerns you may have as well as guiding you through the requirements of both you and your child throughout your H.M.H.A. Tyke program experience.

We are happy to be kicking off another great season of hockey and trust it will be an enjoyable and rewarding experience for both you and your athlete.

Registration Requirements

H.M.H.A. membership registration for each upcoming season will commence in April and end on August 31 on a first come, first served basis to fill the membership to a limit set by the Executive. All registrations received after the registration date will be assessed a "late fee" in addition to regular registration fee.

Online Registration

Online registration is completed on the Hockey Canada eHockey website (<https://ehockey.hockeycanada.ca/ehockey/Account/Login.aspx?ReturnUrl=%2fehockey%2fDefault.aspx>).

Birth Certificate

All applications for registration **must be accompanied by a birth certificate** or other recognized proof of age certificate. Please bring a copy to the arena the first day that your child is to skate and provide it to the player convenor/tyke convenor.

Respect in Sport

Effective August 31, 2014, the OMHA 'Respect in Hockey' initiative will require:

· At least one parent or guardian of each player registered in minor hockey in the OMHA to complete the ***Respect in Sport Parent Program*** as a condition of participation. The one-hour online course is a proactive, educational program that empowers parents with the tools to ensure the game is enjoyable and respectful for themselves, their children and all other stakeholders in the game. Course cost is \$12.

For more information regarding Respect in Sport please click access the H.M.H.A. website page: http://hagersvilleminorhockey.ca/Pages/1252/Respect_in_Sport/.

******If you have already completed the Respect in Sport Parent Program for an older child you do not need to complete it again. You do however need to follow the [instructions below](#) in order to link any additional children to your eHockey Canada account.******

Click on the link below to access the Respect in Sport Parent Program.
<https://omhahockeyparent.respectgroupinc.com/>

Respect in Sport – Frequently Asked Questions

I have completed the Respect in Sport Activity Leader Program, is this sufficient for satisfying the parent program as well?

No, this program is tailored to the role of the parent, providing information specific to the parental involvement, while the Activity Leader program has a different focus. During the introduction of the module, the differences are outlined. While there are some commonalities in messaging, the message is positive, and is only reinforced through repetition.

Why am I required to complete the Program?

In addition to being an OMHA condition of participation, it provides tools to deal with various situations that could arise in the course of your child's participation in hockey, both as a parent, and in any leadership role you may have. This is a positive program to make good parents better, and will empower all of the good parents in the organization. Beyond hockey, this will contribute to the greater good of all parents in the wider community. This is also a significant step toward the long-term goal of social and culture change.

What will happen if I do not complete it by the specified compliance deadline?

After the deadline for compliance, participation may be denied until such time as the program has been completed.

How do I complete the Parent Program?

The program can be accessed through the OMHA website (www.omha.net). It is a one-hour online curriculum with both audio and visual features that allows flexibility and does not have to be completed in one session.

Is this required every year?

No, once you have completed it you are certified and there are currently no plans for requalification/recertification.

What if the household/individual has no access to a computer/internet?

Most public libraries provide internet access. Other options include schools and friends. If those are not viable alternatives please contact the tyke player convenor for other options.

What if I have dial-up internet connection?

The program is designed to be accessible by either high speed or dial-up.

What if I do not have strong computer literacy skills?

Utmost attention to detail was taken to ensure the program was designed to make the program user friendly. If issues do arise there is online help available as well as a 24/7 1-800 support number, (1-866-945-9906).

Can I use a mobile device (smartphone/tablet) to complete the course?

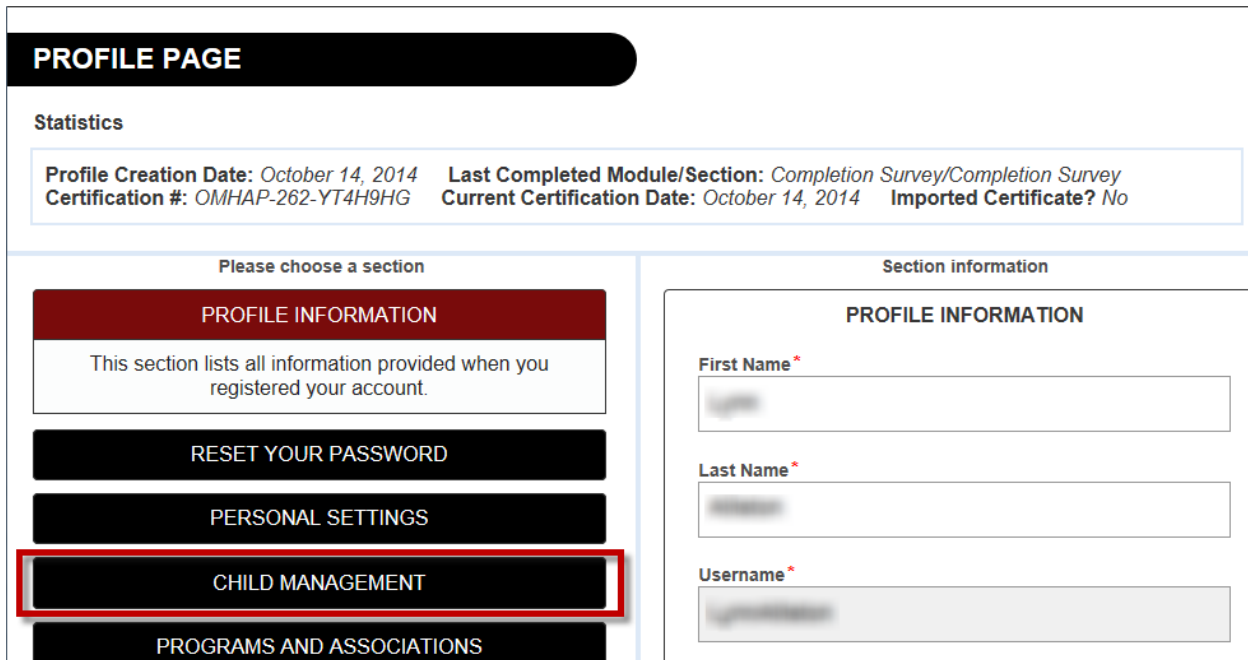
Yes, it is possible to complete the Respect in Sport program on a mobile device. In order to do so, you will first need to download the Puffin (or similar) free browser that supports Flash media from the iTunes or Play Store. Once downloaded, copy and paste the link into the address bar of the Puffin browser.

Linking Another Child to your Respect in Sport Account

1. Login
2. Click on the PROFILE tab.



3. Click on CHILD MANAGEMENT



4. Click on the ADD CHILD button

Statistics

Profile Creation Date: [blurred]	Last Completed Module/Section: <i>Completion Survey/Completion Survey</i>
Certification #: [blurred]	Current Certification Date: [blurred] Imported Certificate? <i>No</i>

Please choose a section

- PROFILE INFORMATION
This section lists all information provided when you registered your account.
- RESET YOUR PASSWORD
- PERSONAL SETTINGS
- CHILD MANAGEMENT**
This section will allow you to perform child management functions for your profile.
- PROGRAMS AND ASSOCIATIONS
- PAYMENT RECEIPT

Section information

CHILD MANAGEMENT

In order for your association to receive record of your certificate, your child/children MUST be added to your profile!

Child 1	
Full Name	Birth Date
[blurred]	[blurred]
Association	Gender
HAGERSVILLE	[blurred]
HCR ID	
[blurred]	

ADD CHILD
Add a child to your profile

EDIT CHILD
Edit selected child record

5. Enter the highlighted information and click on the SAVE button.

Add A Child To Your Profile:

First Name
[blurred]

Last Name
[blurred]

Date of Birth
[blurred]

Gender
 Male Female

Click on the arrow below to expand the selections. Choose all associations that pertain to your child and this program.

Association
+ Ontario Minor Hockey Association Parent

SAVE
Save and Add Child

CANCEL
Close Without Saving

- The child that you want to add should be displayed. Click to highlight the row and then click the CONTINUE button.

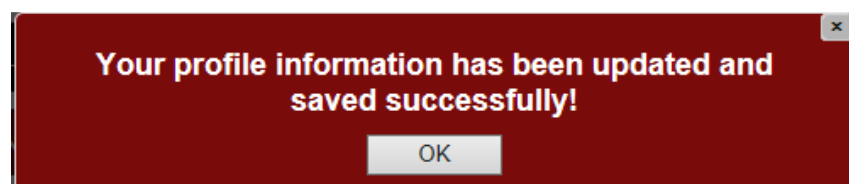
The following records were found in the Hockey Canada Registration System.
Click on the correct profile to select it or choose "No Match Found":

Name	DOB	Gender	Branch	MHA	Hockey ID
			Ontario Hockey Federation		

NO MATCH FOUND
None of these are a match

CONTINUE
Match to selected profile

- You should receive the following message.



- Continue with the steps below to link your child to your eHockey Canada Account.

Linking Another Child to your eHockey Canada Account.

- Click on the [Hockey Canada eHockey link](#)
- Log in to your account.
- Click – Add a Participant
- Search by the new child’s first name, last name and date of birth and gender
- Click Search
- Add Participant to account
- Confirm – Yes – I would like to add this Participant to my account
- View profile

Volunteer Requirements

Anyone volunteering requires a current police check to be provided. It can take weeks/months for these to come in so please submit them early.

On Ice Assistants

ALL on ice assistants are required to complete the Respect in Sport Activity Leader online program. The program takes approximately three hours to complete. The current cost of the program including tax is \$33.90. Click on the following link to access the registration portal.

<https://omha.respectgroupinc.com/>

Forward your receipt to the Treasurer/Tyke Convenor for reimbursement.

After completing the program follow the steps below for [Setting up your Hockey Canada eHockey Account](#).

Coaches

Participation in the appropriate coaching clinic is required. Some are one-day with an online component, some are two days without the online component. To ensure to attend one close to home, register early (August/September). These courses fill fast. Both also require either Respect in Sport Activity Leader OR SpeakOut!

IP/Tyke requires “Coach 1 – Intro Coach”
Novice-Pee wee requires “Coach 2 – Coach Level”

Click on the following link to access the OMHA coaching information.

<http://www.omha.net/page/show/884931-coaches>

To access the clinic information click on “Clinics”



THE OFFICIAL HOME OF
ONTARIO MINOR HOCKEY ASSOCIATION

HOME RESPECT PLAYERS TEAM OFFICIALS REFEREES ADMINISTRATION ABOUT NEWS LEAGUES TOURNAMENTS PLAYDOWNS

BREAKAWAY 2015 OMHA.NET/BREAKAWAY Available on iTunes STITCHER SOUNDCLOUD

CURRENT SECTION
Team Officials
Coaches
Clinics

CLINICS

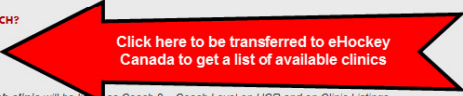
A major part of OMHA service is the implementation of certification programs for all Team Staff (Coaches, Trainers & Team Managers) and Game Officials (Referees). The OMHA delivers these programs to its massive membership through clinics province-wide each year.

For more information is listed below regarding clinic curriculum, certification requirements and clinic schedule.

I want to be involved – What do I need to be a Coach, Referee, Trainer or Manager?

Coaches | NCCP Referees | HCOP Trainers | HTCP

COACHES | NCCP

❖ **WANT TO BE A HOCKEY COACH?**  Click here to be transferred to eHockey Canada to get a list of available clinics

❖ **COACHING CLINIC LISTINGS**

NOTES:

- The Community Coach clinic will be listed as Coach 2 – Coach Level on HCR and on Clinic Listings
- The Community Coach clinic includes both Coach 1 - Intro to Coach & Coach 2 - Coach Level qualifications
- **The ONLY way to access the Hockey University (HU) online module is to register for a Coach 2 - Coach Level clinic.** Upon registration for a Coach 2 - Coach Level clinic, you will be provided with a link to the Hockey University (HU) online module
- Coach Refresher clinics & Specialty Clinics are listed under Coach – Professional Development - this includes Coach Refresher Clinics and Specialty Clinics

RESPECT EDUCATION

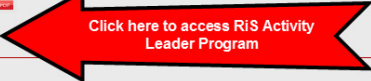
RIS | Activity Leader Program for TEAM & GAME OFFICIALS RIS | Parent Program Speak Out!

RESPECT IN SPORT | ACTIVITY LEADER PROGRAM

The Respect in Sport (RIS) Activity Leader Program is required by all TEAM OFFICIALS (Coaches, Trainers & Managers). Effective the 2014-2015 season, all On-Ice Officials and On-Ice volunteers will also require this certification.

The Respect in Sport (RIS) Activity Leader Program is the online equivalent to Speak Out! certification.

RESPECT IN SPORT | ACTIVITY LEADER PROGRAM USER INSTRUCTIONS

❖ **RESPECT IN SPORT | ACTIVITY LEADER PROGRAM COURSE LOG-IN**  Click here to access RIS Activity Leader Program

After attending the appropriate clinic, forward your receipt to the Treasurer/Tyke Convenor for reimbursement.

After completing the program follow the steps below for [Setting up your Hockey Canada eHockey Account](#).

Trainer

Participation in the Trainer program is required as is the Respect in Sport Activity Leader online program. The trainer program can be completed online or in class. The online portion is approximately eight hours.

<http://www.omha.net/page/show/884932-trainers>

OMHA THE OFFICIAL HOME OF **ONTARIO MINOR HOCKEY ASSOCIATION**

HOME RESPECT PLAYERS TEAM OFFICIALS REFEREES ADMINISTRATION ABOUT NEWS LEAGUES TOURNAMENTS PLAYDOWNS

BREAKAWAY 20 OMHA.NET/BREAKAWAY Available on iTunes STITCHER SOUNDCLOUD

CURRENT SECTION
Team Officials
Trainers
Head Trainer Initiative
Trainer Resources
Clinics

TRAINERS

The OMHA's Trainers Program is responsible for the delivery of the Hockey Trainer Certification Program [HTCP] which is designed to educate people in the prevention, recognition and treatment of hockey-related injuries. The program has also implemented a number of initiatives with the care and safety of all OMHA participants as its focus.

- Regional Trainer / Safety Facilitator (RTSF)
- Head Trainer Initiative
- Trainer Supervision Program
- Creation of a Medical Advisory Committee

HTCP | HOCKEY TRAINERS CERTIFICATION PROGRAM

The Hockey Trainer Certification Program [HTCP] is a risk management and safety education program for the volunteer hockey trainer. The ultimate goal of the program is to have all Hockey Trainers implement effective risk management on their own teams, where safety is the first priority at all times, both on and off the ice.

2015-2016 QUALIFICATION REQUIREMENTS FOR TEAM OFFICIALS APPLICATION FOR CONVERSION / UPGRADE

CLINICS LISTINGS

HTCP | CLINIC CURRICULUM

HTCP Level 1 and Level 1 Refresher clinics are available through in-person clinics or online courses. Click of the tabs below for more information of available clinics & courses.

HTCP | ONLINE COURSES **HTCP | IN-PERSON CLINICS**

Click here for a list of in-person clinics

HTCP | ONLINE COURSES - LEVEL 1 & LEVEL 1 REFRESHER

HTCP Level 1 & Level 1 Refresher certification is now available online through interactive e-Learning courses.

The new HTCP Level 1 & Level 1 Refresher e-Learning courses provide a simple and convenient method of certification and are designed to be accessible from any personal computer. Courses are presented as an online curriculum and include interactive multi-media tutorials, quizzes and printable downloads. It also enables students to access online resources and complete the learning modules at their own pace.

The online version incorporates the content of the current HTCP Level 1 curriculum and requires the participant to complete each module and successfully pass an examination at the conclusion of the course.

HTCP ONLINE COURSES - LEVEL 1 & LEVEL 1 REFRESHER

Click here to access the online courses

After attending the clinic or completing the online course, forward your receipt to the Treasurer/Tyke Convenor for reimbursement.

After completing the program follow the steps below for [Setting up your Hockey Canada eHockey Account](#).

Team Manager

Team Managers are required to complete the Respect in Sport Activity Leader online program. The program takes approximately three hours to complete. The current cost of the program including tax is \$33.90. Click on the following link to access the registration portal.

<https://omha.respectgroupinc.com/>

Forward your receipt to the Treasurer/Tyke Convenor for reimbursement.

After completing the program follow the steps below for [Setting up your Hockey Canada eHockey Account](#).

Team Manager responsibilities include, but may not be limited to, sending out practice and game updates, helping out with fundraisers, organizing and collecting money for tournaments, notifying parents of cancellations due to inclement weather and being the first point of contact for any parent questions/concerns.

Hockey Canada Registry (HCR) – Setting up your Hockey Canada eHockey Account

If you already have an account login and start at step 5 below to add a participant.

1. Click on the [Hockey Canada eHockey link](#)
2. Click on the link – [Click here to create an account now](#)
3. Review the three steps and check the box – I have read the above steps and would like to Create an Account. Click the Continue button.

ACCOUNT CREATION

YOU HAVE INDICATED THAT YOU DO NOT HAVE AN ACCOUNT WITH HOCKEY CANADA'S eHOCKEY WEBSITE.

Please read the following information before continuing.

STEP ONE: CREATE YOUR ACCOUNT

Your first step will be to create yourself an eHockey account so that you can login and perform tasks, such as signing someone up for a Clinic.

STEP TWO: ADD A HOCKEY CANADA PARTICIPANT TO YOUR ACCOUNT

Your next step will be to add a **participant** to your account. A **participant** is a person involved in hockey that you want associated with your account so that you can register them to a clinic, view their profile and history, etc. Once your account has been created and you are logged in, the system will automatically direct you to add a participant to your account. You can also add a participant to your account at any time by clicking on "Add a Participant" in the menu.

STEP THREE: PERFORM TASKS WITH YOUR PARTICIPANTS

Once you (the user) have finished adding one or more participants to your account, you will then be able to access their profile, view their hockey history, sign them up for a clinic, etc.

Click this steps and would like to create an account.

Continue **Then click here**

Powered by **Hockey Canada**
Copyright © 2010-2015
Version: 1.16.12.24437

4. Create your Account
5. Click – Add a Participant
6. Search by YOUR first name, last name and date of birth and gender
7. Click Search
8. Add Participant to account (YOU are the Participant)
9. Confirm – Yes – I would like to add this Participant to my account
10. View profile

Frequently Asked Questions

My child and I are new to the game of hockey, what does my child need to play?

Please see the [Player Participation Checklist](#) for a complete listing of requirements.

Will jerseys and hockey socks be provided?

Game jerseys and hockey socks are provided. We recommend using other socks for practices as they tend to get holes in them throughout the season from skates.

How many times per week can we expect to have ice-time?

Teams will have ice time 2-3 times per week depending on the total number of teams and ice time availability.

How early should we be at the arena before practice?

Please be at the arena with the player dressed and ready to go onto the ice at least 5 minutes before the ice time. This allows coaches to maximize the ice time for skill development.

Will we be playing games this year?

Yes. IP teams generally start playing games in January and Jr/Sr Tyke teams start playing games in December.

How early should we be at the arena before a game?

Please be at the arena with the player dressed and ready to go onto the ice at least 10 minutes before the game. We recommend allowing extra time when travelling to other arenas.

What is the usual game to practice ratio?

Once the teams start playing games the usual practice to game ratio is 2:1, meaning for every game there are two practices. This is subject change depending on available ice time.

Do you need any volunteers to help on the ice?

YES! Coaches, trainers, on-ice helpers and managers are required for each team. Without these volunteers there ARE no teams.

What do I need to do to be able to help out?

You will need skates, gloves and a helmet to be on the ice as well as the appropriate Respect In Sport course(s). Also required is a current police check. Police checks are valid for 3 years and must be submitted by November 15th of the playing season. See [Volunteer Requirements](#) for more information.

Will we be playing in a tournament this year?

There are usually a few options to choose from and most teams usually play in a tournament. The entry fees are paid for by the team and not by the H.M.H.A. Fundraising can help cover the cost of the tournament(s).

HAGERSVILLE

MINOR HOCKEY ASSOCIATION

Player Participation Checklist

Please ensure that you have completed/acquired each of the following and bring them to the arena for your first ice time.

Registration

- Registration
- Payment
- Birth Certificate
- Respect in Sport
- Hockey Canada Profile

Required Equipment

- CSA Approved Helmet & Mask
- BNQ Approved Neck Guard
- Mouth Guard
- Shoulder Pads
- Elbow Pads
- Hockey Gloves
- Jock/Jill Shorts
- Hockey Pants
- Shin Pads
- Hockey Socks
- Skates
- Hockey Stick
- Practice Jersey



Useful Links

This site offers many videos and articles of hockey tips, skating tips, reviews, etc.

<http://www.hockeytutorial.com/>

Link to GM Canada's A Parent's Approach document

http://www.gm.ca/static/english/chev_safeandfun/downloads/parents.pdf

Link to GM Canada's A Coach's Approach document

http://www.gm.ca/static/english/chev_safeandfun/downloads/coach.pdf